

*Making Everything Easier!™*

*Oracle 2nd Special Edition*

# Server Virtualization

FOR  
**DUMMIES®**  
A Wiley Brand

**Learn to:**

- Virtualize Oracle SPARC and x86 servers
- Recognize deployment scenarios for server virtualization
- Manage your physical and virtual infrastructure

*Brought to you by*

**ORACLE®**

**Lawrence C. Miller, CISSP**





# ***Server Virtualization***

FOR  
**DUMMIES**<sup>®</sup>  
A Wiley Brand

***Oracle 2nd Special Edition***

**by Lawrence C. Miller, CISSP**

FOR  
**DUMMIES**<sup>®</sup>  
A Wiley Brand

## Server Virtualization For Dummies®, Oracle 2nd Special Edition

Published by  
**John Wiley & Sons, Inc.**  
111 River St.  
Hoboken, NJ 07030-5774  
[www.wiley.com](http://www.wiley.com)

Copyright © 2013 by John Wiley & Sons, Inc., Hoboken, New Jersey

No part of this publication may be reproduced, stored in a retrieval system or transmitted in any form or by any means, electronic, mechanical, photocopying, recording, scanning or otherwise, except as permitted under Sections 107 or 108 of the 1976 United States Copyright Act, without the prior written permission of the Publisher. Requests to the Publisher for permission should be addressed to the Permissions Department, John Wiley & Sons, Inc., 111 River Street, Hoboken, NJ 07030, (201) 748-6011, fax (201) 748-6008, or online at <http://www.wiley.com/go/permissions>.

**Trademarks:** Wiley, the Wiley logo, For Dummies, the Dummies Man logo, A Reference for the Rest of Us!, The Dummies Way, Dummies.com, Making Everything Easier, and related trade dress are trademarks or registered trademarks of John Wiley & Sons, Inc. and/or its affiliates in the United States and other countries, and may not be used without written permission. Oracle is a registered trademark of Oracle International Corporation. All other trademarks are the property of their respective owners. John Wiley & Sons, Inc., is not associated with any product or vendor mentioned in this book.

**LIMIT OF LIABILITY/DISCLAIMER OF WARRANTY:** THE PUBLISHER AND THE AUTHOR MAKE NO REPRESENTATIONS OR WARRANTIES WITH RESPECT TO THE ACCURACY OR COMPLETENESS OF THE CONTENTS OF THIS WORK AND SPECIFICALLY DISCLAIM ALL WARRANTIES, INCLUDING WITHOUT LIMITATION WARRANTIES OF FITNESS FOR A PARTICULAR PURPOSE. NO WARRANTY MAY BE CREATED OR EXTENDED BY SALES OR PROMOTIONAL MATERIALS. THE ADVICE AND STRATEGIES CONTAINED HEREIN MAY NOT BE SUITABLE FOR EVERY SITUATION. THIS WORK IS SOLD WITH THE UNDERSTANDING THAT THE PUBLISHER IS NOT ENGAGED IN RENDERING LEGAL, ACCOUNTING, OR OTHER PROFESSIONAL SERVICES. IF PROFESSIONAL ASSISTANCE IS REQUIRED, THE SERVICES OF A COMPETENT PROFESSIONAL PERSON SHOULD BE SOUGHT. NEITHER THE PUBLISHER NOR THE AUTHOR SHALL BE LIABLE FOR DAMAGES ARISING HEREFROM. THE FACT THAT AN ORGANIZATION OR WEBSITE IS REFERRED TO IN THIS WORK AS A CITATION AND/OR A POTENTIAL SOURCE OF FURTHER INFORMATION DOES NOT MEAN THAT THE AUTHOR OR THE PUBLISHER ENDORSES THE INFORMATION THE ORGANIZATION OR WEBSITE MAY PROVIDE OR RECOMMENDATIONS IT MAY MAKE. FURTHER, READERS SHOULD BE AWARE THAT INTERNET WEBSITES LISTED IN THIS WORK MAY HAVE CHANGED OR DISAPPEARED BETWEEN WHEN THIS WORK WAS WRITTEN AND WHEN IT IS READ.

For general information on our other products and services, or how to create a custom *For Dummies* book for your business or organization, please contact our Business Development Department in the U.S. at 877-409-4177, contact [info@dummies.biz](mailto:info@dummies.biz), or visit [www.wiley.com/go/custompub](http://www.wiley.com/go/custompub). For information about licensing the *For Dummies* brand for products or services, contact [BrandedRights&Licenses@Wiley.com](mailto:BrandedRights&Licenses@Wiley.com).

ISBN 978-1-118-78611-6 (pbk); ISBN 978-1-118-78704-5 (ebk)

Manufactured in the United States of America

10 9 8 7 6 5 4 3 2 1

# Contents at a Glance

---

<b>Introduction .....</b>	<b>1</b>
<b>Chapter 1: Virtualization — What and Why .....</b>	<b>5</b>
What Is Virtualization? .....	6
Why Virtualize? .....	8
Why Virtualize with Oracle? .....	11
<b>Chapter 2: Virtualization — Where and How .....</b>	<b>19</b>
Exploring Use Cases .....	19
Understanding System Virtualization Models .....	27
<b>Chapter 3: Oracle Server Virtualization .....</b>	<b>33</b>
Oracle VM Server for x86 .....	34
Oracle VM Server for SPARC .....	39
Oracle Solaris Zones .....	41
Dynamic Domains .....	44
Network Virtualization with Oracle Virtual Networking .....	46
Oracle Virtual Compute Appliance .....	47
Oracle Enterprise Manager .....	49
<b>Chapter 4: Ten Ways Oracle Virtualization Delivers More Value .....</b>	<b>53</b>

## Publisher's Acknowledgments

We're proud of this book and of the people who worked on it. For details on how to create a custom *For Dummies* book for your business or organization, contact [info@dummies.biz](mailto:info@dummies.biz) or visit [www.wiley.com/go/custompub](http://www.wiley.com/go/custompub). For details on licensing the *For Dummies* brand for products or services, contact [BrandedRights&Licenses@Wiley.com](mailto:BrandedRights&Licenses@Wiley.com). Some of the people who helped bring this book to market include the following:

### ***Acquisitions, Editorial, and Vertical Websites***

#### **Senior Project Editor:**

Zoë Wykes

#### **Editorial Manager:** Rev Mengle

#### **Acquisitions Editor:**

Kyle Loopers

#### **Senior Business Development Representative:**

Karen L. Hattan

#### **Custom Publishing Project**

**Specialist:** Michael Sullivan

### ***Composition Services***

#### **Senior Project Coordinator:**

Kristie Rees

#### **Layout and Graphics:**

Christin Swinford

#### **Proofreader:**

Lindsay Amones

#### ***Special Help from Oracle:***

Tom Atwood, Suzanne Blackstock, Charlie Boyle, Greg Crider, Sharon Gedney, Edgar Haren, Bill Jacobs, Monica Kumar, Julie Miller, Doan Nguyen, David Simmons, Nancy Swanson, Haiduong Vo

---

### ***Publishing and Editorial for Technology Dummies***

**Richard Swadley**, Vice President and Executive Group Publisher

**Andy Cummings**, Vice President and Publisher

**Mary Bednarek**, Executive Director, Acquisitions

**Mary C. Corder**, Editorial Director

### ***Publishing and Editorial for Consumer Dummies***

**Kathleen Nebenhaus**, Vice President and Executive Publisher

### ***Composition Services***

**Debbie Stailey**, Director of Composition Services

### ***Business Development***

**Lisa Coleman**, Director, New Market and Brand Development

# Introduction



**S**erver virtualization technologies have experienced tremendous growth in the data center over the past decade. Data center managers deploy virtualization to improve server utilization and increase flexibility in deploying the resources for enterprise applications. Server virtualization enables a more efficient use of server resources, improves application availability, and simplifies application provisioning.

Virtualization's impact on the Information Technology (IT) industry has been dramatic. Using virtualization to improve data center operations will continue to drive the deployment of virtualization technologies. However, with so many virtualization options to choose from, selecting the right solution can be difficult. When choosing a virtualization option, it is necessary to take into account application requirements — both business and technical. Virtualization solutions that are integrated with the applications and servers will be the most effective.

The best building blocks for streamlined operations and maximum agility in the data center are comprised of a combination of:

- ✓ Hardware
- ✓ OS
- ✓ Virtualization
- ✓ Database
- ✓ Applications

- ✓ Management
- ✓ Support

A comprehensive solution such as this also creates a foundation for future cloud-based deployments. Only Oracle's integrated stack provides a virtualization offering that takes into account the applications, operating systems, and hardware. This "application driven" virtualization can enable deployment of complete solutions — as opposed to just servers and operating systems.

## *About This Book*

This book consists of four short chapters, each written as a stand-alone chapter, so feel free to start reading anywhere and skip around throughout the book!

**Chapter 1: Virtualization — What and Why.** I start with an overview of virtualization technology and some of the business drivers for server virtualization.

**Chapter 2: Virtualization — Where and How.** In this chapter, I tell you about the benefits of server virtualization and the risks of inaction.

**Chapter 3: Oracle Server Virtualization.** Here, I explain some of the many benefits your organization can achieve with Oracle's virtualization technologies.

**Chapter 4: Ten Ways Oracle Virtualization Delivers More Value.** Here, I tell you how Oracle Virtualization solutions deliver more value than other common industry virtualization products.



## Icons Used in This Book

Throughout this book, we occasionally use icons to call attention to important information that is particularly worth noting. Here's what to expect.



This icon points out information that may well be worth committing to your nonvolatile memory, your gray matter, or your noggin — along with anniversaries and birthdays!



If you're an insufferable insomniac or vying to be the life of a World of Warcraft party, take note. This icon explains the jargon beneath the jargon and is the stuff legends — well, at least nerds — are made of.



Thank you for reading, hope you enjoy the book, please take care of your writers! Seriously, this icon points out helpful suggestions and useful nuggets of information.

## Where to Go from Here

With my apologies to Lewis Carroll, Alice, and the Cheshire Cat:

“Would you tell me, please, which way I ought to go from here?”

“That depends a good deal on where you want to get to,” said the Cat — er, the Dummies Man.

“I don't much care where . . .,” said Alice.

“Then it doesn't matter which way you go!”

That's certainly true of *Server Virtualization For Dummies*, Oracle 2nd Special Edition, which, like Alice in Wonderland, is destined to become a timeless classic!

If you don't know where you're going, any chapter will get you there — but Chapter 1 might be a good place to start! However, if you see a particular topic that piques your interest, feel free to jump ahead to that chapter.

Each chapter is individually wrapped (but not packaged for individual sale) and written to stand on its own, so feel free to start reading anywhere and skip around! Read this book in any order that suits you (though I don't recommend upside down or backwards).

I promise that you won't get lost falling down the rabbit hole!

# Chapter 1

---

## Virtualization — What and Why

---

### *In This Chapter*

- ▶ Defining server virtualization
  - ▶ Addressing changing enterprise IT needs
  - ▶ Understanding the benefits of virtualization
  - ▶ Exploring Oracle's virtualization portfolio
- 

**S**uccessful and market competitive businesses are defined by efficiency, service, and speed. IT is a critical component of these organizations' competitive advantage. With server virtualization, organizations can transform application deployment and management to reduce their total cost of ownership (TCO), increase IT flexibility, and achieve greater business agility.

In this chapter, you find out what virtualization technology is and why it is so important to the modern enterprise, as well as how Oracle delivers the industry's most complete and fully integrated virtualization solutions portfolio.

## *What Is Virtualization?*

*Virtualization* technology emulates real — or physical — computing resources, such as desktop computers and servers, processors and memory, storage systems, networking, and individual applications. *Server virtualization* creates “virtual environments” that allow multiple applications or server workloads to run on one computer, as if each has its own private computer.

Virtualization is one of the hottest and most disruptive technologies of the past decade and continues to be so today. Yet the basic concept of virtualization originated more than 40 years ago within mainframe computers.

In the 1960s, large and expensive mainframe computers and dumb terminals comprised the enterprise technology landscape, and relatively inexpensive client-server networks with multitasking servers and personal computer (PC) workstations were not even close to becoming a reality. Computer operators used key punches and submitted batch jobs to the mainframe for processing in turn.

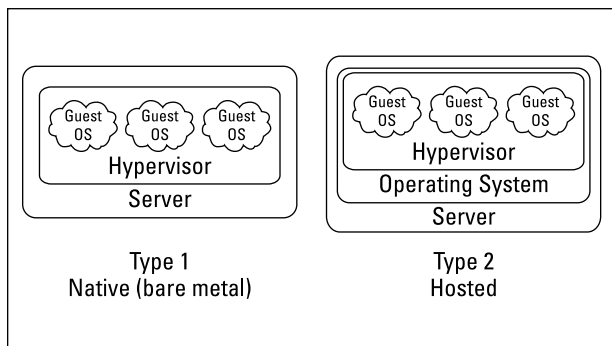
The initial foray into virtualization took the form of a time-sharing mainframe system and culminated in the development of the CP-40 operating system. Each user was provided with a virtual machine (VM), which enabled multiple users to access the same mainframe computer simultaneously. A *software hypervisor* was created to manage memory sharing in the mainframe.

A *hypervisor* — also known as a virtual machine manager (VMM) — allows multiple “guest” operating systems to run concurrently on a single physical host computer. The hypervisor functions between the computer operating system (OS) and the hardware kernel.



The kernel was known as the *supervisor* in mainframes; hence the term *hypervisor* was coined for the software operating above the supervisor.

Two types of hypervisors are defined for server virtualization: Type 1 and Type 2 (see Figure 1-1). A Type 1 hypervisor, also known as a *native* or *bare metal* hypervisor, runs directly on the host computer’s hardware. A Type 2 hypervisor, also known as a *hosted* hypervisor, runs within an operating system environment (OSE).



**Figure 1-1:** Type 1 and Type 2 hypervisors.

## *Why Virtualize?*

Enterprise business requirements are driving a rapidly evolving technology landscape in which:

- ✓ Enterprises need greater optimization and efficiency beyond simple consolidation and provisioning of systems
- ✓ Data centers are becoming “service centers” that must deliver applications on demand and respond to changing customer requirements with speed and flexibility
- ✓ Cloud computing necessitates full stack, integrated application provisioning and management in order to provide users with access to services at any time and from anywhere

Virtualization is a key technology used in data centers to optimize resources. Many companies start their server virtualization journey by consolidating systems to reduce capital expenditures (CAPEX). By focusing their virtualization initiatives on consolidating under-utilized resources, many organizations are able to:

- ✓ Lower their operating expenses (OPEX), such as energy, service, and support costs
- ✓ Reduce their data center — and carbon — footprint
- ✓ Save on capital expenditures for new server, storage, and networking equipment
- ✓ Provision new systems faster by building standard server operating system images

## **Server consolidation: Benefits and comparisons**

Most servers that are running only one workload are under-utilized in the data center: There are more hardware resources than the workload requires. The result is grossly inefficient use of an organization's assets. Consolidating legacy servers onto newer systems with virtualization technology can help organizations use their resources more efficiently.

For example, replacing ten Sun Fire V490 systems running Oracle Solaris 8 with one Oracle SPARC server running Oracle Solaris 11 would achieve the following benefits:

- ✓ No significant change in aggregate throughput performance despite more workloads.
- ✓ Performance improvement of 2 times or better with new T5 and M6 servers over previous generation servers.
- ✓ Significantly reduced space, software licensing, service and support, power, and cooling costs.

When replacing older Oracle x86 systems, customers experience up to an 87 percent increase in performance on the X3 systems. This performance gain enables consolidation of 6 to 8 legacy systems onto a single X3 system featuring Intel's E5-2600 family of processors. Oracle's X3 systems currently hold four industry benchmark world records resulting from higher power CPUs and fine-tuning of these systems for Oracle applications.

This strategy works well for file, print, and web server consolidation, where high availability and scalability requirements are often less stringent than for other critical business systems. But too often, such a strategy is limited by its narrow focus on the operating system layer, and therefore lacks integration with applications and other software running in virtual environments.

But as enterprise IT needs continue to evolve toward on-demand services, data center virtualization requirements have gone well beyond simple consolidation and CAPEX reduction. IT departments must find better ways to integrate, provision, deploy, and manage systems — at a faster pace — without further straining already tight budgets. Greater optimization and efficiency is needed in how software and solutions that power data centers are deployed and managed.

Enterprise users have also become less tolerant of traditional “build-it-yourself” approaches to technology services — simply provisioning and delivering an operating environment falls short. Instead, they expect resources on demand, right when they need them. To satisfy their users’ ever-growing appetite for information and services, IT organizations must rapidly deliver services on demand, such as infrastructure-as-a-service (IaaS), platform-as-a-service (PaaS), and software-as-a-service (SaaS). Everything simply must work together reliably and securely — and always faster!

As a result, virtualization solutions need to mature and facilitate flexibility, agility, and speed in deploying complete application stacks to support the new services-based charter. Traditional virtualization technologies



with isolated hypervisors at the operating system level are no longer sufficient to meet business needs.



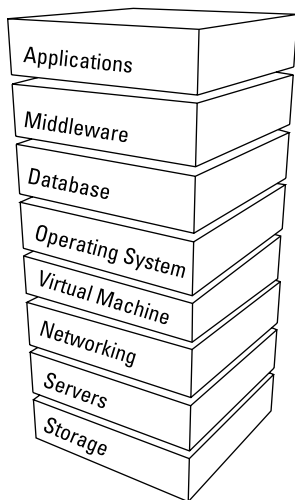
Virtualization is not a goal by itself. Virtualization is a means to the strategic goal of enabling services-based IT in the enterprise. It is a journey — not a destination.

## ***Why Virtualize with Oracle?***

As IT organizations look to deliver on-demand services, virtualization requirements continue to advance — and companies are realizing that server virtualization is only a partial solution. Without the ability to package complete application environments that can be deployed on demand, IT staff must manually customize solutions in order to deliver services. Today's virtualization solutions need to:

- ✓ Evolve beyond simple consolidation and must focus on integration with a cloud deployment
- ✓ Support comprehensive application environments that meet stringent high availability and scalability requirements
- ✓ Integrate with the applications running a virtual environment and be able to support newly emerging cloud-specific applications and platforms
- ✓ Make the entire application stack easier to provision, deploy, manage, and support
- ✓ Result in greater IT efficiency, agility, and flexibility

Oracle offers the most complete and integrated virtualization solutions portfolio that can virtualize and manage the full hardware and software stack (see Figure 1-2). With its focus on testing from applications to disk and integrated management and support, Oracle's unique approach to virtualization enables IT to rapidly deliver on-demand services to their end-users when they need it.



**Figure 1-2:** Oracle Virtualization from applications to disk.

---

Server virtualization technologies help organizations create administrative and resource boundaries between applications. This approach provides improved application performance and security, and can also be a vehicle for rapid application provisioning by delivering pre-installed, pre-configured virtual machine images of enterprise software.

Because no two environments have exactly the same needs, Oracle's full range of server virtualization technologies provide varying degrees of isolation, resource granularity, and flexibility, and can be used separately or together to tackle specific deployment challenges.

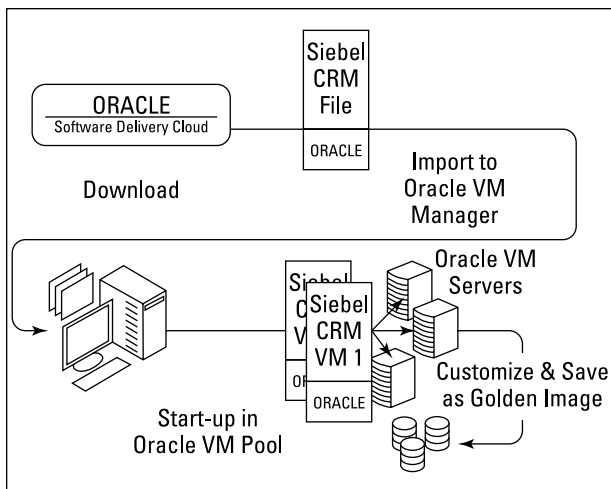
Delivering operating system virtualization, virtual machines, and hard partitioning technologies, Oracle's server virtualization solutions can help companies to consolidate applications onto fewer systems to affect better resource utilization, reduce the number of operating system instances to manage, improve security, lower licensing costs, and reduce the time to install and configure software, thereby speeding time to market.

For example, companies can take advantage of Oracle VM Server for x86, Oracle VM Server for SPARC, Dynamic Domains, and Oracle Solaris Zones (also known as Oracle Solaris Containers) and Linux Containers technology built into Oracle Linux to create virtual server environments that can run a wide range of operating systems and take advantage of the latest platform advancements without changing applications, thereby protecting their investments.

In environments requiring bare-metal performance and availability, hard partitioning with Dynamic Domains can be used to divide a single system into multiple electrically isolated partitions for the ultimate in workload isolation — software, hardware, and electrical resources that are fully fault isolated.

Virtualized networks are the crucial next step. An essential technology for modern data centers and private cloud infrastructures, virtualized networks enable a whole new level of performance, simplicity, and agility. Oracle Virtual Networking products virtualize your SAN and LAN infrastructure by defining connectivity in software.

When rapid software deployment is a key concern, organizations can use the pre-installed and pre-configured software images available in Oracle VM Templates (see Figure 1-3) to shorten time to market, eliminate installation and configuration costs, and reduce ongoing maintenance and operational costs. Customers also can consider the new Oracle Virtual Compute Appliance, an engineered system that enables enterprises to rapidly deploy and easily manage virtual resources in production data centers and development environments.



**Figure 1-3:** Rapid deployment with 100+ Oracle VM Templates.

## Hassle-free deployment with documented best practices

Because the size and complexity of enterprise IT infrastructures can make it difficult to find the right combinations of operating systems, applications, and

*(continued)*

*(continued)*

middleware for optimal performance, Oracle offers two ways to simplify your implementations: Oracle Validated Configurations and Oracle VM Templates.

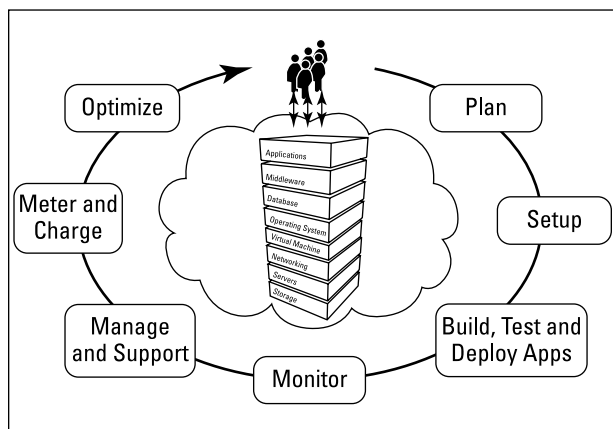
Developed with industry partners, Oracle Validated Configurations are pretested, validated architectures, including software, hardware, storage, and networking components, along with documented best practices for deployment. Organizations can now choose from more than 100 Oracle Validated Configurations.

In addition, a catalog of preinstalled and preconfigured Oracle VM Templates can take the guesswork out of deploying a virtual environment. Oracle VM Templates enable organizations to deploy a fully configured software stack of enterprise software, from Oracle Linux or Oracle Solaris, to Oracle Database, Oracle Enterprise Manager, Oracle's Siebel Customer Relationship Management, Oracle E-Business Suite, Oracle Fusion Middleware, and many more.

The templates are developed after weeks of testing using various combinations of products and versions. Maintenance is also simple with the templates. Within each template, Oracle software is structured the same as it would be if it were installed and patched manually, and the package and patch inventories are standard and up-to-date so that no changes to normal Oracle operations procedures are required to maintain the instances over time.

Organizations can choose from more than 90 templates, and more are on the way. With Oracle Linux JeOS (Just Enough OS) a secure, minimized OS that is freely redistributable and backed by enterprise-class support — developers and independent software vendors can also create their own Oracle VM Templates.

Finally, Oracle Enterprise Manager (see Figure 1-4) integrates with all of Oracle's virtualization offerings to provide end-to-end management in a holistic management framework that supports virtualization in traditional and cloud-based infrastructures. This capability provides IT staff with deep insight into their server, storage, and network infrastructure layers and enables them to manage thousands of systems in a scalable manner.



**Figure 1-4:** Oracle Enterprise Manager provides complete VM and cloud lifecycle management.

In Chapter 2, you find out about the different virtualization use cases and deployment models.





## Chapter 2

# Virtualization — Where and How

---

### *In This Chapter*

- ▶ Managing different workloads
  - ▶ Migrating virtual servers
  - ▶ Choosing flexibility or isolation in virtual models
- 

**I**n this chapter, I help you identify where you should virtualize in your data center (through use cases) and how best to virtualize for your unique business requirements (through virtualization models).

### *Exploring Use Cases*

In order to realize the business benefits of virtualization (discussed in Chapter 1), you need to understand the various use cases that are appropriate for specific scenarios within your data center. In the following sections, you learn about seven common use cases for server virtualization.

## ***Consolidated workloads***

The trend within the software industry to design enterprise applications that run on dedicated, purpose-built servers for maximum performance and stability has led to server sprawl in the data center. Virtualization technology allows enterprises to consolidate multiple, often unrelated workloads from multiple servers to a single physical server, running multiple virtual environments (VEs).



In virtualization, *workload* is generally used to describe the operating system and application components of a physical server or host.

Virtualization allows multiple applications to be run on a single physical server in different VEs, creating the effect of a purpose-built server for each of the applications running on the server. This approach avoids potential interoperability issues between applications running in a mixed environment.

## ***Asynchronous workloads***

Many enterprise workloads are active at certain times during a typical day, but use few system resources at other times. For example, an organization's customer relationship management (CRM) system may see heavy use during normal business hours, but their enterprise resource planning (ERP) system may not peak until the second and third shifts in its distribution center. Peak utilization for each of these systems may require as much as 60 to 80 percent of server resources (typically processor and memory), but the average utilization may be less than 30 percent for each system.

Virtualization allows you to take advantage of these asynchronous workloads by combining both systems on a single physical server to maximize the overall utilization of the physical server. Virtualization technologies such as resource controls, resource scheduling, and VE migrations (discussed later in this chapter) can be used to help you prevent resource contention issues.

## ***Variable workloads***

Many workloads are characterized by “bursts” of intense activity, followed by periods of little or no activity.

For example, software developers typically require lots of processing and memory resources while compiling new software code. For this reason, developers often use very powerful computers to do their work. But most of the time, their computer resources are relatively idle, and those same software developers instead require lots of highly caffeinated liquid resources!

Virtualization allows multiple developers to use the same hardware resources. You can build one VE and allocate the appropriate computing resources, then allow each of your developers to connect remotely in order to compile code in turn, as needed.

## ***Relieving scalability constraints***

Scalability is always a concern for IT staff when deploying new systems or upgrading existing systems. When you purchase computer equipment — particularly servers — you must anticipate your organization’s future growth and user demand. You also must estimate the maximum resource capacity (such as processors,

memory, and storage) that will be needed over the life of the system — typically five to seven years.

These complex and sophisticated calculations produce a very precise *SWAG* — a scientific, wild-uhh . . . academic guess. And the typical result of many *SWAGs* is that businesses purchase systems that are too expensive and too large (in terms of capacity), hoping they will not outgrow their investment too quickly. Inevitably,

- ✔ A new server will initially have excess capacity and therefore be underutilized. Given the general trend that computer hardware costs drop dramatically with each successive technology improvement (such as processor speed), you will almost certainly pay too much for excess capacity far in advance of when you actually need it — and the cost of that same technology will have fallen significantly by the time you need it!
- ✔ The workload will eventually outgrow the resource capacity of the server — whether due to business growth, greater user demand, software upgrades, or server obsolescence. When that happens, the entire cycle repeats itself, beginning with yet another *SWAG*! The operating system and application will then need to be re-installed and configured on the new server — a time-consuming and often error-prone process.

With virtualization, an enterprise can purchase and deploy many small servers, deploy workloads in *VE*'s, and then just simply migrate a *VE* workload to a larger server when it outgrows its original server.

Alternatively, an enterprise can purchase fewer larger servers and install multiple VE workloads on each server to fully utilize its total capacity. When a workload's resource requirements exceed the capacity of the host server, you can either migrate the VE to a different server, or migrate other VE's to a different server to free additional resources on the server.



*Migration* is the process of moving a VE from one physical server to another. This operation is possible because of the separation (or containment) that virtualization technology creates between a workload and its server hardware.

## ***Simplified workload mobility***

In the preceding section, you learned about VE migration, which is one example of simplified workload mobility. But there are many more use cases for workload mobility. Workload mobility enables you to:

- ✓ Perform hardware maintenance or upgrades while minimizing costly downtime by simply moving your VEs to another physical host server while you replace a faulty power supply or add memory in the original host server, for example.
- ✓ Proactively manage server resources by automatically migrating unusually busy workloads (see the previous sections on asynchronous and variable workloads) to less busy physical hosts.
- ✓ Maintain business continuity when an outage or disaster occurs by moving workloads to other physical hosts within a data center (for example, to circumvent an isolated outage), or between data centers (for example, in the event of a wide-spread disaster).

Three migration types are defined for virtualization technology: cold, warm, and live. Each migration type is characterized by the amount of time during which the workload is not available, and by the amount of workload state (for example, active sessions or open transactions) that is lost during the migration process.

See Table 2-1 for a summary of the differences between these migration types.

**Table 2-1**                      **Virtual Migration Types**

<b>Type</b>	<b>Outage Duration</b>	<b>Stateful Transfer</b>
Cold	Minutes to hours	No
Warm	Tens of seconds	Yes
Live	Less than one second	Yes

The *cold migration process* requires the following three steps:

1. Orderly halting of the original physical host and its workload(s).
2. Transfer of data files from the old storage to new storage, or reconfiguration of shared storage.
3. Start-up on the new physical host and the migrated workloads.

P2V and V2V conversions are two common examples of cold migrations. A P2V (physical-to-virtual) conversion involves converting an existing *physical* server workload to a *virtual* environment (VE) on a host server. A V2V (virtual-to-virtual) conversion involves converting servers and their associated workloads from one

virtualization technology to another (for example, moving from VMware to Oracle VM, or moving an Oracle Solaris 10 Zone from an Oracle Solaris 10 machine to an Oracle Solaris 11 machine).



V2P (virtual-to-physical) conversions, while uncommon, are also possible. For example, after virtualizing a mission-critical online transaction processing (OLTP) application, you may discover that the performance of the virtualized system is unsatisfactory (you should have used Oracle virtualization solutions instead!).

A *warm migration* does not require halting and rebooting the VE. Unlike a cold migration, active processes on the VE are not shut down during a warm migration, so current state information is maintained. However, a warm migration requires a noticeable service outage, usually on the order of tens of seconds. During that time, the virtualization technology performs the following three steps:

1. Pauses the VE and its processes on the original system.
2. Creates a copy of the VE on the destination (or target) system.
3. Copies a memory image of the related processes from the original VE to the new VE.

The VE processes then continue their execution on the target system and the original memory image is erased.

Similar to a warm migration, a *live migration* does not require halting and rebooting the VE. But unlike a warm migration, the service outage associated with a live

migration is too short (usually less than one second) for most users to notice and any applications running on the VE are not affected by the outage. The live migration method performs these four steps:

1. Creates a copy of the VE on the destination (or target) system while the VE is still running.
2. Copies a memory image of the related processes from the original VE to the new VE.
3. Pauses the VE and its processes on the original system and transfers a final set of data to the new VE.
4. Passes control of the VE from the original system to the new system.

### ***Flexible, rapid provisioning***

Provisioning traditional systems is an expensive and time-consuming process for any organization, which can take days or weeks. Virtualization tools provide IT organizations with a rapid, flexible provisioning capability to support their enterprise requirements. Because virtualized OS environments have a very small disk footprint, IT staff can easily create and clone master OS images for use in virtually (ouch!) any deployment scenario.

Provisioning a new system with virtualization tools takes minutes instead of days and simply involves selecting and fine-tuning (for example, configuring a system name and IP address) the appropriate OS image, then booting it up on the new host server!



## ***Testing and staging***

Many test environments are configured for a specific purpose, for example to test a new application or a modification to an existing application. But these test environments are often underutilized because testing is not typically performed every day or on a regular basis.

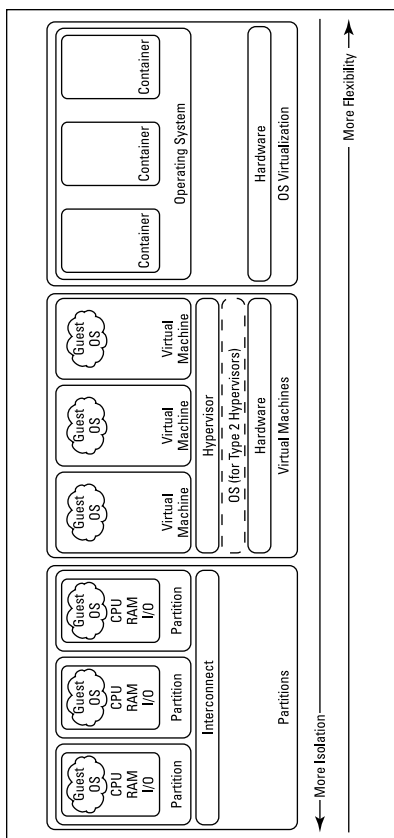
Most functional testing of systems and applications can be performed today in a virtualized environment without significantly affecting the outcome of the tests. This allows organizations to consolidate their testing environments and run individual tests on separate VEs. VEs can be quickly provisioned and configured to test specifications and easily decommissioned or re-purposed when the test is concluded.



Virtualization is best used for functional testing rather than performance or scalability testing. Performance testing in virtualized environments is appropriate only if the production workload will be deployed in a VE.

## ***Understanding System Virtualization Models***

Three models for system virtualization are commonly used: hardware partitioning, virtual machines, and operating system (OS) virtualization. Each model can be described in terms of two characteristics that have an inverse relationship — flexibility and isolation (see Figure 2-1). Typically, as more isolation is required between VEs, less flexibility is provided in resource allocation. Conversely, flexibility requires resource sharing, which reduces isolation between VEs.



**Figure 2-1:** Flexibility versus isolation in system virtualization models.

## ***Hardware partitioning***

Hardware partitions offer the most isolation but the least flexibility. Hardware partitioning ensures complete electrical segregation of computer hardware resources — CPUs, RAM, and I/O components — to create multiple independent computers within one computer. Each isolated grouping of hardware is called a partition or domain.

A partition runs its own copy of an operating system and has complete control over its hardware. The OS runs directly on the hardware just as in a traditional physical (non-virtualized) environment. However, any single failure — whether in hardware or software — in a component of one hardware partition cannot affect another hardware partition in the same physical server.



Hardware partitions are most appropriate for business-critical workloads where service availability and security are the most important factors.

## ***Virtual machines***

The most popular virtualization model is the *virtual machine*. This model mimics multiple servers or workloads — virtual environments (VEs) — on a single physical (or host) system, each running its own OS. Each of these VEs is called a virtual machine. Virtual OS instances are managed by software or firmware — or a combination of both — which also provides multiplexed access to the hardware. This supporting layer of firmware/software — the hypervisor — gives this model its flexibility, but also adds performance

overhead while performing its various virtualization functions. For more about the hypervisor, refer to Chapter 1.

Fault isolation varies among different implementations of hypervisors. Each shared resource in the virtual machine model is a potential single point of failure, including the hypervisor itself.

Virtual machines typically represent a middle ground between the isolation of hard partitions (discussed in the preceding section) and the flexibility of operating system virtualization, or OSV (discussed in the following section). The additional isolation of separate OS instances compared to OSV allows for the consolidation of completely different operating systems. The hypervisor layer also provides a convenient point of separation between VEs, thereby facilitating and simplifying VE mobility.

## ***Operating System Virtualization (OSV)***

The ability to provide multiple isolated execution environments in one operating system (OS) instance is called *operating system virtualization (OSV)*.

Hardware partitioning and virtual machine technologies share a common trait: Each VE contains an instance of an operating system. Most of those technologies allow different operating systems to run concurrently.

In contrast, operating system virtualizations, also known as *zones* or *containers*, use features of the operating system to create VEs that are not separate

copies of an operating system. This approach provides the appearance of an individual operating system instance for each VE. Most OSV implementations provide the same OS types as the hosting OS. Others, such as Oracle Solaris Zones, also have the ability to behave as another operating system.

Among the virtualization models, OSVs provide the maximum flexibility but the least isolation between VEs. Isolation in OSVs is enforced by the OS kernel, rather than by a hypervisor (as in VMs) or hardware (as in partitions). All processes share the same OS kernel, which must provide a robust mechanism to prevent two different VEs from interacting directly. Without this isolation, one VE could affect the operation of another VE. The kernel must be modified so that the typical inter-process communication (IPC) mechanisms do not work between processes in different VEs.

OSV implementations usually require little disk space, consume minimal RAM, and add very little CPU overhead.



System virtualization models include hardware partitioning, virtual machines, and operating system (OS) virtualization. Chapter 3 talks about Oracle's virtualization solutions for each of these models.



## Chapter 3

# Oracle Server Virtualization

### *In This Chapter*

- ▶ Unveiling Oracle VM Server for x86
- ▶ Looking at Oracle VM Server for SPARC
- ▶ Deploying Oracle Solaris Zones
- ▶ Understanding Dynamic Domains
- ▶ Revealing Oracle Virtual Networking
- ▶ Introducing Oracle Virtual Compute Appliance
- ▶ Managing your virtualized environment

**V**irtualization is moving beyond isolated projects in the data center and fundamentally changing the nature of enterprise IT organizations. By deploying Oracle's virtualization solutions, IT organizations can improve enterprise applications management.

In this chapter, you find out about Oracle's virtualization solutions portfolio, including Oracle VM Server for x86, Oracle VM Server for SPARC, supporting Oracle SPARC T-Series and M-Series servers, Dynamic Domains (hardware partitioning) for Oracle SPARC M-Series servers, Oracle Solaris Zones (OS virtualization) for any SPARC or x86 server running Oracle Solaris, Oracle Virtual Networking for network virtualization, and

Oracle Virtual Compute Appliance for engineered systems that improve time-to-value in converged virtual data centers.

## ***Oracle VM Server for x86***

Rapid growth in virtualization on x86 servers can largely be attributed to higher power CPUs that are capable of handling 20 percent more virtualized workloads when compared to legacy x86 systems. With open architectures providing the foundation for cloud deployments, the virtualization of key applications such as CRM (Customer Relationship Management), CMS (Content Management Systems), ERP (Enterprise Resource Planning), and in-house software has aligned with x86 server architectures. Oracle x86 systems are the most reliable systems for running Oracle VM Server. Oracle x86 servers are co-engineered to work together with Oracle VM, Oracle Linux, and Oracle Solaris, which form the foundational building blocks to run a variety of implementations whether on premise, in the cloud, or in a hybrid cloud deployment. Oracle's x86 systems, Oracle Linux, and Oracle VM are hardened for mission-critical deployments through their implementation in Oracle's daily operations and Oracle's own cloud services — Oracle On Demand.

Oracle's jointly developed stack also offers salient business value in the form of reduced operating expenses and time to value. Oracle VM is a highly scalable, enterprise-class server virtualization solution that has been thoroughly tested to handle mission-critical enterprise workloads. Oracle VM supports



industry standard x86 operating systems (OSes) and servers from Oracle, as well as other third-party vendors. In addition, Oracle VM supports a broad range of network and storage devices, making it easy to integrate into your environment. Oracle VM is comprised of two main components:

- ✓ **Oracle VM Server** is comprised of a hypervisor and privileged domain that allows multiple domains or VMs on different OSes (such as Oracle Solaris, Linux, and Windows) to run on one physical machine.
- ✓ **Oracle VM Manager** controls the virtualization environment, creating and monitoring Oracle VM servers and VMs and is built using Oracle software, including Oracle WebLogic Server with the option to use either Oracle Database or MySQL Enterprise Edition as the management repository. With a secured command line interface (CLI) and an easy-to-use browser-based management environment, Oracle VM Manager broadens the array of services for private cloud. For example, Oracle VM Manager provides the flexibility to control entire virtual server farms from practically anywhere.

Oracle x86 systems are the most reliable systems for running Oracle VM Server for x86. Oracle x86 servers are co-engineered to work together with Oracle VM and Oracle Linux to form the foundational building blocks to run a variety of implementations, whether on-premise, in the cloud, or a hybrid cloud deployment.

Customers with Oracle's x86 systems under a support contract can choose between Oracle Linux or Oracle Solaris, Oracle VM, and Oracle Enterprise Manager 12c at no additional cost. Edison Research ([www.edisonresearch.com](http://www.edisonresearch.com)) has found TCO (total cost of ownership) savings of up to 50 percent when Oracle's x86 servers are compared to other similarly configured systems. The primary differentiator between Oracle's systems and third-party servers is Oracle's fully integrated hardware and software stack, optimized for cloud environments.



Oracle VM for x86 is recognized as a “hard partition” with regards to Oracle per core software licensing.

Beyond the virtualization layer, Oracle offers solutions such as Oracle VM Templates and Oracle Virtual Assembly Builder that leverage Oracle VM and enable application-driven virtualization.

## ***Oracle VM Templates***

Beyond the virtualization layer, Oracle offers Oracle VM Templates that contain prebuilt, preconfigured, and ready-to-deploy software that simplifies and enables the rapid deployment of entire application compute stacks and services to the cloud.

With Oracle VM Templates, there's no installation required; applications and any needed OS patches are already preinstalled. Oracle has removed all the guesswork, and the compatibility of the environment is assured. Oracle VM Templates eliminate installation and configuration costs and reduce deployment time from days and weeks to hours and minutes.



Oracle VM Templates for many key Oracle products are available for download, including Oracle Database, Oracle Real Application Clusters (Oracle RAC), Oracle E-Business Suite, Oracle's JD Edwards, Oracle Fusion Middleware, and many more, with more than 100 templates prebuilt and tested. You can find a list of available templates at [www.oracle.com/technetwork/server-storage/vm/templates-101937.html](http://www.oracle.com/technetwork/server-storage/vm/templates-101937.html).

## ***Oracle Virtual Assembly Builder***

Combined with Oracle VM, Oracle Virtual Assembly Builder (OVAB) helps organizations quickly and easily create and configure entire multi-tier application topologies and provision them onto virtualized infrastructures. OVAB enables IT organizations to take multi-tier enterprise applications — for example, a web server, application server, and database — and package them into self-contained, single-purpose virtual machines called software appliances. Oracle Virtual Assembly Builder structures the process of combining these appliances into cohesive, reusable units known as *assemblies*.

Oracle Virtual Assembly Builder is a sophisticated development tool for introspecting the current application environment and creating assemblies or collections of VMs, along with all their critical configuration parameters. This allows you to move your applications to a virtual environment or quickly migrate existing application stacks onto your new cloud infrastructure.



An application “assembly” is very similar to an Oracle VM Template except that an additional set of configuration information and management policies are packaged along with the set of multiple virtual machines, their virtual disks, and the interconnectivity between them. These assemblies are packaged using the industry-standard Open Virtualization Format (OVF).

### **dcVAST meets growth and TCO requirements with Oracle virtualization solutions**

Founded in 1990, dcVAST is an IT and managed services company with headquarters strategically located in Downers Grove, Illinois, that serves customers ranging from middle market to Fortune 500 organizations. For these organizations, dcVAST architects, implements, supports, and manages IT infrastructures. dcVAST’s offerings include managed services, hardware support, software support, and professional services. The company’s growth strategy focuses on substantial increases in IaaS delivered via the cloud — hosted or on-premise and public, private, or hybrid — as well as in managed services related to backup and disaster recovery.

It was clear to David Cintron, Vice President of Managed Services, and his team that they needed a more flexible solution that could help dcVAST expand its offerings and support the company’s growth objectives, while satisfying TCO requirements.

Detailed analysis showed that the Oracle solution, consisting of Oracle's x86 servers with Oracle Linux, Oracle VM, and Oracle Enterprise Manager 12c, could lower TCO by 50 percent. Given the strength of the TCO opportunity, the dcVAST team extended the Oracle evaluation with a proof of concept, which proved that

- ✓ Virtualization functionality of the Oracle solution was very similar to VMware.
- ✓ I/O capabilities of Oracle's blade technology surpassed those of other vendors.
- ✓ Scalability of Oracle VM exceeded what other virtualization solutions could deliver.
- ✓ Oracle Linux offered better scalability, reliability, and performance at a much lower cost than Red Hat.

Commented Cintron: "Oracle VM is designed for enterprise applications, and the features and tools are exactly in line with our needs, at a cost-effective price. The solution lets us add functionality to match customer usage needs, so they are only paying for what they are using. In addition, Oracle is bringing on more capabilities all the time."

## ***Oracle VM Server for SPARC***

Virtual machines (refer to Chapter 2) are implemented with Oracle VM Server for SPARC and Oracle VM Server for x86. Oracle VM Server for SPARC, previously called Logical Domains, provides highly efficient, enterprise-class virtualization capabilities for the Oracle SPARC

T-Series and SPARC M-Series servers and the Oracle SuperCluster. This virtualization solution fully optimizes Oracle Solaris and Oracle SPARC servers for your enterprise server workloads, and provides the flexibility to deploy multiple Oracle Solaris OS instances simultaneously on a single server.

Oracle VM Server for SPARC leverages a built-in hypervisor to subdivide system resources (CPUs, memory, network, and storage) by creating partitions called *logical domains* (LDom). Each logical domain can run a complete Oracle Solaris OS instance. Oracle VM LDoms have a granularity of a single processor thread and are dynamic.



Live migration is now available on Oracle's SPARC T-Series systems, including SuperCluster, SPARC T5, SPARC T4, SPARC T3, UltraSPARC T2 Plus, and UltraSPARC T2 servers. It is also available on the newer Oracle M-Series servers including the SPARC M6-32. This capability enables IT administrators to migrate an active LDom from one server to another T-Series server or to an M-Series server, while maintaining application availability. The SPARC T-Series and M-Series on-chip cryptographic accelerators deliver secure, wire-speed encryption capabilities for live migrations, without additional hardware. Other virtualization products require a dedicated network connection for live migrations and transfer VM data in the clear, leaving sensitive data — such as passwords, personal information, and financial data — vulnerable.

## Oracle helps NaviSite expand its virtualization platform

NaviSite ([www.navisite.com](http://www.navisite.com)), a Time Warner Cable Company, is a leading worldwide provider of enterprise-class, cloud-enabled hosting, managed applications, and services.

“We needed to expand our existing virtualization platform to meet the growing infrastructure demands of our customers, so it was natural to consider Oracle gear, based on our previous good experiences implementing the UltraSPARC system for applications that required high levels of performance, reliability, and security.”

**Wm. Wallace Abbott**, Senior Director, Technical Operations, NaviSite

## Oracle Solaris Zones

Operating System Virtualization, or OSV (refer to Chapter 2), is implemented with Oracle Solaris Zones (also known as Oracle Solaris Containers) to provide virtualization for any Oracle SPARC or x86 servers running Oracle Solaris. Oracle Solaris Zones are a software-partitioning solution that provides a software environment, which appears to be a complete OS instance on the physical server. Despite being a software-based technology, zones are considered “hard partitions” with regards to Oracle per core software licensing.



Before Oracle Solaris 11, the terms “zones” and “containers” were used interchangeably to refer to the same thing; as of Oracle Solaris 11, only “zones” is used.

Oracle Solaris Zones offer rich features and capabilities, including

- ✓ Configurable isolation and security boundaries
- ✓ Multiple namespaces — one per zone
- ✓ Software packaging, deployment, and flexible file system assignments
- ✓ Resource management controls and usage reporting
- ✓ Network access
- ✓ Optional access to devices
- ✓ Centralized or localized software lifecycle management
- ✓ Management of zones (such as configure, boot, halt, or migrate)

With Oracle Solaris Zones, you can maintain the one-application-per-partition deployment model while consolidating those applications onto shared hardware resources. An integral part of Oracle Solaris, Oracle Solaris Zones isolate software applications and services using flexible, software-defined boundaries and allow many private execution environments to be created within a single instance of Oracle Solaris.





Anyone who still needs to run Oracle Solaris 8 or Oracle Solaris 9 legacy environments can use Oracle Solaris 8 and Oracle Solaris 9 branded containers on Oracle Solaris 10. This means that you can take advantage of the latest server hardware that may require Oracle Solaris 10. In other words, you can upgrade to the latest hardware without having to upgrade to the latest version of Oracle Solaris if your legacy applications require an older Solaris environment. Similarly, with the release of Oracle Solaris 11, you can run Oracle Solaris 10 legacy environments in Oracle Solaris 10 branded zones.

For organizations already running their applications either in zones or on bare metal hardware on Oracle Solaris 10 systems, virtual-to-virtual (V2V) and physical-to-virtual (P2V) migration tools are provided to help you transition to an Oracle Solaris 10 Container. An Oracle Solaris 10 Container can have a shared IP stack with the global zone, or an exclusive IP stack. Oracle Solaris 10 Containers provide a proven, tested, and fully supported option for quick adoption of Oracle Solaris 11. This allows administrators to benefit immediately from all the new features available within Oracle Solaris 11 while providing an easy application migration path.

New management tools in Oracle Solaris 11 facilitate monitoring of system resources consumed by Oracle

Solaris Zones. More specifically, administrators can observe memory and CPU utilization, utilization of resource control limits, total utilization, and per-zone utilization over specified time periods.

Finally, with Oracle Solaris 11, the administration of Oracle Solaris Zones is much more flexible. You have the ability to delegate common administration tasks for specific zones to different administrators using Role-Based Access Control (RBAC). With delegated administration for each zone, a user or set of users may be identified with the permissions to log in, manage, or clone that zone.

Oracle Solaris Zones provide the benefits of consolidation and business agility in data centers today. Oracle Solaris Zones isolate software applications and services using flexible, software-defined boundaries, allowing multiple private execution environments to run side by side within a single instance of the Oracle Solaris OS. With each environment having its own identity, separate from the underlying hardware, it behaves as if it's running on its own system — making consolidation simple, safe, and secure. Oracle Solaris Zones are included in all instances of Oracle Solaris — free of charge. Whether you're running Oracle x86 or Oracle SPARC, you'll have access to Oracle Solaris Zones. Oracle Solaris capped zones are recognized as “hard partitions” for Oracle per core software licensing.

## ***Dynamic Domains***

Hardware partitions (refer to Chapter 2) are implemented with Dynamic Domains on Oracle's SPARC M-Series servers running Oracle Solaris. Dynamic Domains

create electrically isolated partitions that provide complete isolation. A *domain* is an independent partition composed of memory, processors, and I/O slots, running its own copy of Oracle Solaris. Domains divide a system's total resources into separate units that are not affected by the operations of the other units. Each domain can run different Oracle Solaris 10 or Oracle Solaris 11 versions. Software changes, reboots, user actions, and faults in one domain do not affect applications running in other domains. A Dynamic Domain can be shut down and completely reconfigured or serviced without affecting any other Dynamic Domains in an M-Series server. The nature of hard partitions means elements such as security and data isolation are even more tightly integrated than with other virtualization technologies.

Dynamic Domains allow organizations to customize and adjust the compute capacity of Oracle SPARC M-Series servers to meet specific enterprise needs. For example, a SPARC M6-32 server can be configured as a single domain with up to 32 processors in order to host an exceptionally compute-intensive application. Alternatively, an organization with multiple databases that require isolation from one another might divide a single SPARC M6-32 server into as many as four hardware domains.



Typical configurations involve three or four Dynamic Domains in a single server. Dynamic Domains are also known as PDOMs or Physical Domains.

Dynamic Domains can host both Oracle VM Server for SPARC domains and Oracle Solaris Zones, thereby increasing flexibility and reducing partition granularity.



Each Dynamic Domain can run its own instance of Oracle Solaris with no added performance overhead. Dynamic Domains are recognized by Oracle as a “hard partition” with regards to Oracle per core software licensing. This means that an end user running Oracle software that is priced per core in a Dynamic Domain is charged only for the processor cores inside that Dynamic Domain.

## ***Network Virtualization with Oracle Virtual Networking***

With many organizations investing heavily in networking solutions, fabric-traffic monitoring, and bandwidth management tools, software-defined networking solutions become a critical part of server consolidation and virtualization deployments.

Oracle’s newly introduced Oracle Virtual Networking is a combined hardware and software solution, designed to virtualize LAN and SAN connections in order to drive down capital expenditures (CAPEX). For example, in a data center consisting of approximately 120 servers, the capital cost savings from Oracle Virtual Networking can amount to hundreds of thousands of dollars, or about half the overall I/O (Input/Output) infrastructure cost, translating to a CAPEX savings of up to 50 percent.

The Oracle Virtual Networking fabric solution consists of high-performing, low-latency InfiniBand connections that provide bandwidth of up to 40 Gbps per server connection. Throughput of up to 80 Gbps for

server-to-server connections — 8 times faster than 10 Gb Ethernet — is also available. This means that organizations can experience performance gains such as 19 times faster virtual machine migrations and 4 times faster application performance. Oracle Virtual Networking can be implemented across both rack-mount and blade servers and can be used with Oracle's SPARC and x86 systems, as well as other third-party servers.

Fabric management is another element lacking in many solutions. Oracle Virtual Networking's integrated quality-of-service (QoS) offers manageability for both storage and network bandwidth via fine-grained traffic policing, ensuring that critical applications deliver the required performance.

Lastly, change is inevitable in any data center. Oracle Virtual Networking lets you adapt your infrastructure “on the fly” by dynamically adding or removing I/O resources without server reboots. With Oracle Virtual Networking you can provision new services and reconfigure resources in minutes, not days.

## ***Oracle Virtual Compute Appliance***

The Oracle Virtual Compute Appliance is an engineered system that enables enterprises to rapidly deploy and easily manage virtual resources in production data centers and development environments. The preconfigured and pretested computing, storage, and networking components enable IT managers to implement in hours — rather than the days or weeks required for traditional systems.

Leveraging the Oracle Virtual Compute Appliance's software-defined network fabric, users are able to rapidly and dynamically create or modify private or public networks. The consolidation of network connections results in up to 70 percent fewer cables and I/O cards.

The Oracle Virtual Compute Appliance also reduces the time needed to launch complete application stacks with Oracle VM Templates and Assemblies. Oracle VM Templates and Assemblies are pre-configured applications, middleware, and databases packaged as ready-to-run VMs that can be dynamically configured at deployment time. The result is an infrastructure that goes from power on to deploying production workloads in about an hour.

Other Oracle Virtual Compute Appliance features include

- ✓ Converged infrastructure stack consisting of Oracle Operating Systems, Oracle VM, Oracle x86 servers, Oracle ZFS Storage Appliance, and Oracle Virtual Networking
- ✓ Support for many applications and workloads running Linux, Oracle Solaris, or Microsoft Windows
- ✓ Converged infrastructure controller software that provides automated discovery, deployment, configuration, and management of server, network, and storage resources for rapid provisioning
- ✓ Oracle virtual networking to provide a single, wire-once, software-defined networking and storage fabric for all the servers and storage in the appliance

- ✓ Support for customer-provided storage including external storage from Oracle or existing storage from other storage vendors
- ✓ Unified, secure management with browser-based orchestration software that provides at-a-glance status for all hardware components with open standards for secure, encrypted remote access

The Oracle Virtual Compute Appliance enables you to reduce business risks and scale infrastructure to your needs by

- ✓ Simplifying scalability for virtual environments, so organizations can rapidly add capacity as new requirements arise.
- ✓ Supporting a mix of applications and operating systems within the same infrastructure.
- ✓ Providing a flexible infrastructure that enables dynamic provisioning of virtual machine resources once they're up and running.
- ✓ Reducing application deployment and maintenance complexity with a pre-configured hardware and software solution.
- ✓ Tailoring compute requirements for today, with the flexibility to grow granularly in the future.

## ***Oracle Enterprise Manager***

Oracle Enterprise Manager is comprised of Oracle Enterprise Manager 12c and Oracle Enterprise Manager Ops Center.

## ***Oracle Enterprise Manager 12c***

Oracle Enterprise Manager is designed to manage your full hardware and software stack from applications to disk. Fully integrated with Oracle VM Manager, Oracle Enterprise Manager provides a complete view into the virtualized apps and infrastructure with a single tool. Not only does Oracle Enterprise Manager 12c allow you to set management policies, as well as clone, share, configure, boot, and migrate VMs, but it also helps you to manage, diagnose, and fix issues with applications running inside the virtual machine.

## ***Oracle Enterprise Manager Ops Center***

Oracle Enterprise Manager Ops Center, a key component of the Oracle Enterprise Manager portfolio, is Oracle's comprehensive solution for managing both the physical and virtual infrastructure in your data center. It can discover and provision both physical and virtual servers, storage, and networking. It monitors and manages the health of these systems and can take proactive corrective actions where appropriate — including initiating service calls. Oracle Enterprise Manager Ops Center is included at no extra charge on any Oracle server that has an Oracle Premier support contract.

Oracle Enterprise Manager Ops Center provides full lifecycle management of virtual guests, including Oracle VM Server for SPARC and Oracle Solaris Zones. It helps you streamline operations and reduce downtime, and provides an end-to-end management solution for physical and virtual systems through a single web-based console. This solution automates the lifecycle management of physical and virtual systems and is the



most effective systems management solution. With Oracle Enterprise Manager Ops Center, you can

- ✓ **Streamline operations.** Double the number of servers that existing staff can manage with Ops Center's integrated management console and outstanding ease of use.
- ✓ **Minimize downtime.** Reduce time to apply security patches by up to 90 percent, and virtually eliminate failed patch jobs with Ops Center's world-class intelligent patch management.
- ✓ **Speed new deployments.** Cut provisioning time in half and get new services delivered faster with Ops Center's automated, end-to-end deployment plans and rapid scalability.
- ✓ **Maximize return on investment.** Based on a recent study, Ops Center delivered an ROI of 139 percent by eliminating multiple management tools, increasing productivity, and reducing system downtime.



## Chapter 4

---

# Ten Ways Oracle Virtualization Delivers More Value

.....

### *In This Chapter*

- ▶ Discovering the advantages of Oracle virtualization
- .....

**O**racle delivers the most complete and integrated virtualization solutions for maximum enterprise value.

This chapter explains how Oracle delivers more value than other virtualization technologies.

### *Application-driven*

Unlike other server virtualization approaches, where the focus is on servers with plug-in support for applications added as needed, Oracle's application-driven virtualization takes a "top-down" approach to server virtualization. In addition to building abstraction for the physical server, Oracle VM focuses on virtualization and management of the application compute stack. This unique approach fully integrates all layers of the entire application stack including operating system, database, middleware, business applications,

and management tools. Oracle's virtualization management solutions are aware of what's running inside virtual environments and can provision and manage the applications, middleware, and databases in the virtual environments rapidly and efficiently.

## ***Accelerating Application Deployment***

Instead of a virtual environment provided via a community "marketplace" that is not vendor supported, Oracle VM offers more than 100 Oracle VM Templates that are pre-built, pre-tested, and certified by Oracle and available for download. Oracle VM Templates are available for Oracle Database, Oracle RAC, and a wide range of Oracle business applications. These templates enable rapid application deployment in full production environments, within minutes and hours rather than days and weeks.

Additionally, Oracle Virtual Assembly Builder packages multi-tier applications into VMs and deploys them with the click of a button.

The Oracle Virtual Compute Appliance also reduces the time needed to launch complete application stacks with Oracle VM Templates and Assemblies.

## **APL simplifies system deployment with Oracle Templates**

"We can use existing Oracle VM Templates to build fully-blown, fully-installed, fully-configured environments to support specific new technologies or development requirements. We can simply grab a template and have a fully deployable system very quickly."

**Raymond Payne**, Principal Systems Architect, Johns Hopkins Applied Physics Lab

## ***Architected for Efficiency***

Oracle Virtualization solutions are architected for low overhead so that they don't introduce a performance penalty when virtualizing. Oracle's virtualization solutions are aggressively tested using real database and application workloads. Oracle Solaris Zones and Dynamic Domains are built into the operating system and the server, providing optimized performance and reliability. Oracle has a single engineering team for Linux and Oracle VM, leading to better optimization between Xen and Linux.

## ***Comprehensive Platform Support***

Oracle VM is available for both x86 and SPARC architectures including Oracle SuperCluster. Other third-party virtualization technologies only support the x86 platform.



Oracle Solaris Zones are also available for both SPARC and x86 architectures.

Oracle Virtual Networking is an open data center fabric that supports many operating systems including Oracle Solaris, Oracle Linux, and Microsoft Windows, as well as leading hypervisors including Oracle VM, VMware, and Microsoft Hyper-V.

## ***High Availability***

Unlike other virtualization technologies that only provide high availability at the hypervisor level and are completely unaware of application needs, Oracle offers high availability for the entire stack. Oracle sees clustering and virtualization as complementary technologies. Oracle customers can achieve additional high availability with Oracle Clusterware, Oracle Solaris Cluster, Zone Clusters, and Oracle Real Application Clusters (Oracle RAC).

## ***Integrated Management***

Oracle provides full stack management, enabling you to manage the hypervisor, physical server, and the

applications running in it, with a single tool. Other virtualization technologies require multiple vendor tools to manage the hypervisor and what's running inside them.

Oracle Enterprise Manager Ops Center can be used to manage both the physical servers and the virtual servers created by Dynamic Domains, Oracle VM for SPARC, Oracle Solaris Zones, and Oracle Virtual Networking.

## ***Integrated Support***

With Oracle VM for x86, Oracle VM for SPARC, Dynamic Domains, and Oracle Solaris Zones, Oracle's full application stack is certified and supported. This means that you make one call to Oracle — there's no finger pointing at other vendors so you get faster resolution of issues.

## ***Lower Cost***

The total cost of ownership (TCO) for many popular virtualization solutions includes complex licensing and high license, support, and management costs. Oracle VM is free to download, use, and distribute, support fees are affordable, and licensing is simple. Oracle VM for SPARC, Dynamic Domains, and Solaris Zones are included with the Oracle SPARC server. Free virtualization and management solutions greatly lower the cost of deploying and managing Oracle virtualization.



Use Oracle's TCO Calculator ([www.oracle.com/us/media/calculator/vm/index.html](http://www.oracle.com/us/media/calculator/vm/index.html)) to compare Oracle VM and VMware costs.

## *Scalability*

Oracle VM's low-overhead architecture with the Xen hypervisor provides scalable performance under increasing workloads to meet the most aggressive performance requirements. Oracle VM supports up to 160 physical CPUs and 4TB of memory, and each guest VM supports up to 128 virtual CPUs (vCPUs) and 2TB of memory to accommodate enterprise and cloud workloads.

Oracle VM for SPARC supports up to 128 virtual environments in SPARC T-Series and SPARC M-Series servers. Solaris Zones support thousands of partitions in any server running Oracle Solaris, and SPARC M-Series servers can be used to deploy up to four Dynamic Domains.

Oracle Virtual Networking delivers large server pools with scalable I/O. Its configurations with eight Oracle Fabric Interconnects can scale up to 1,000 servers and 128,000 CPU cores using Oracle's SPARC T5 systems.

Extreme performance and scalability can be achieved with Oracle's low-overhead virtualization solutions. This level of scalability is useful for virtualizing heavy-duty database and application workloads.



## ***Built-in Virtualization***

Oracle offers virtualization built into its hardware for optimum performance. Oracle VM for SPARC, built into SPARC T-Series and SPARC M-Series servers, and Oracle SuperCluster allow multiple applications to be run on a single system. Dynamic Domains are built into SPARC M-Series servers, enabling greater hardware utilization and providing a high level of isolation from other domains.

.....

[illegible]

# Realize the true potential of server virtualization!

Oracle offers the industry's most complete and integrated virtualization solutions, from desktop to data center. Oracle virtualization solutions provide better system utilization, lower administrative overhead, and the ability to consolidate servers to save on energy and data center space.

- **Recognize the benefits of virtualization** — including consolidation, provisioning, and workload mobility
- **Deploy Oracle virtualization solutions** — explore Oracle VM for SPARC and x86, Oracle Solaris Zones, and Dynamic Domains to deploy virtualization solutions that are efficient and optimized for performance
- **Understand Oracle virtualization technologies** — Oracle's unique application-driven virtualization accelerates application deployment, streamlines, and reduces costly support cycles

**Oracle** (NYSE:ORCL) is the world's most complete, open, and integrated hardware and software systems company. For more information about Oracle, visit [oracle.com](http://oracle.com).



**Open the book and find:**

- The benefits of application-driven virtualization in the data center
- How to rapidly deploy software with virtualization templates
- Why Oracle virtualization solutions deliver more value than other virtualization technologies
- How to streamline operations, minimize downtime, and maximize ROI with virtualization

**Go to [Dummies.com](http://Dummies.com)**  
for videos, step-by-step examples,  
how-to articles, or to shop!

FOR  
**DUMMIES**<sup>®</sup>  
A Wiley Brand

ISBN: 978-1-118-78611-6  
Not for resale